











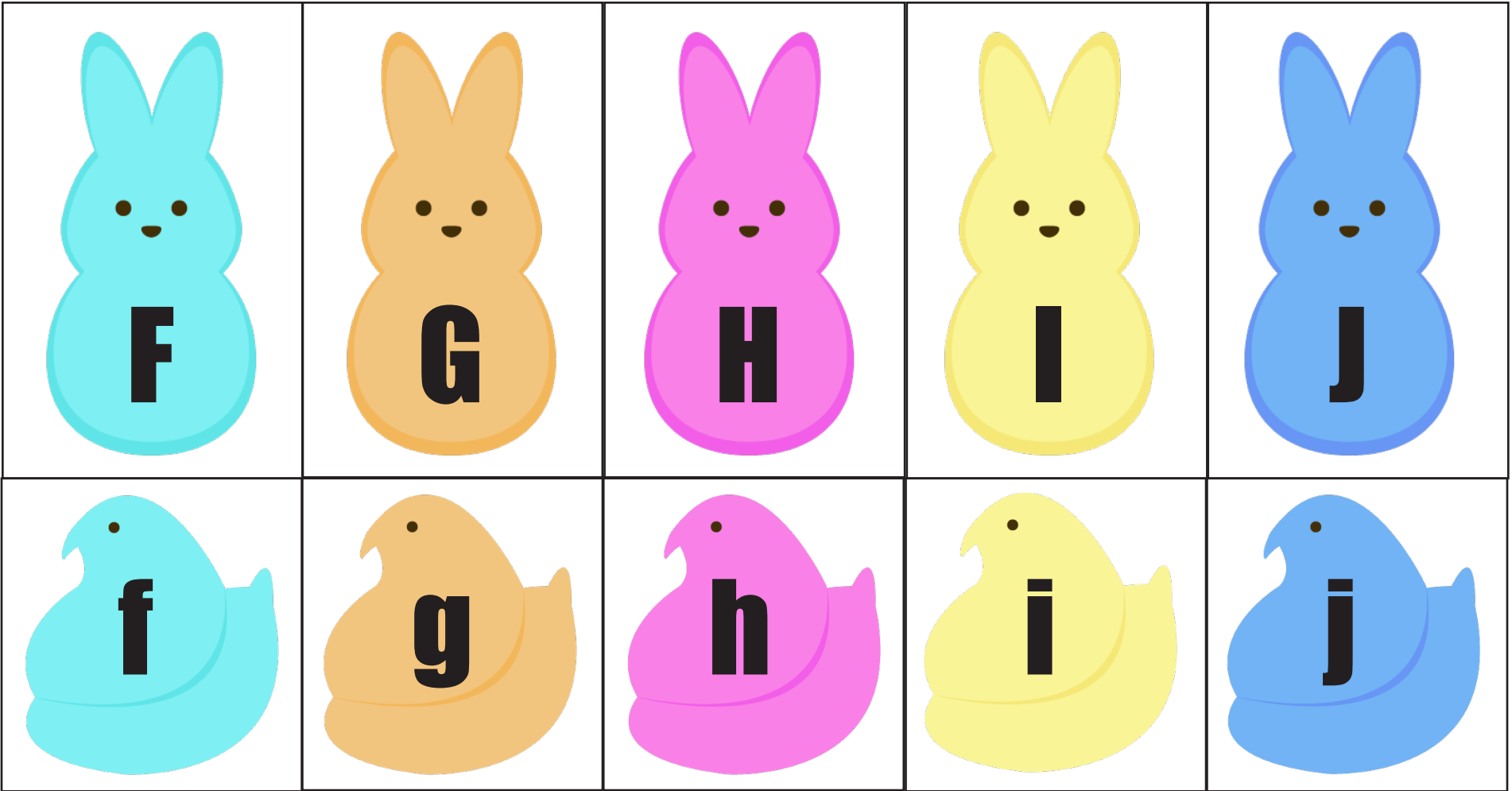
## Matching Alphabet Peeps:











Help your kids learn their upper and lower case letters with this fun Easter Peep matching game. Print the sheets out on cardstock paper and then cut along the black lines.











Have the kids match each lower case letter to the upper case, laying them side by side in order of appearance in the alphabet.

You can also put all of one (upper or lower) in order and then have your child put it's match on top of it.

 <p><b>A</b></p>	 <p><b>B</b></p>	 <p><b>C</b></p>	 <p><b>D</b></p>	 <p><b>E</b></p>
 <p><b>a</b></p>	 <p><b>b</b></p>	 <p><b>c</b></p>	 <p><b>d</b></p>	 <p><b>e</b></p>



 <p><b>K</b></p>	 <p><b>L</b></p>	 <p><b>M</b></p>	 <p><b>N</b></p>	 <p><b>O</b></p>
 <p><b>k</b></p>	 <p><b>l</b></p>	 <p><b>m</b></p>	 <p><b>n</b></p>	 <p><b>o</b></p>

 <p><b>P</b></p>	 <p><b>Q</b></p>	 <p><b>R</b></p>	 <p><b>S</b></p>	 <p><b>T</b></p>
 <p><b>p</b></p>	 <p><b>q</b></p>	 <p><b>r</b></p>	 <p><b>s</b></p>	 <p><b>t</b></p>

