

# BIG HERO 6 PARTY PACK

This party pack includes:

- Cupcake Toppers
- “Big Hero 6” mini banner
- Straw Flags
- Food Label Tents
- Movie Quote sign

Print all pages on a heavy cardstock for a more durable and higher quality decor.

For cupcake toppers:

Cut the squares or circles out of the sheet of paper. Using any kind of tape (but washi tape is always the prettiest!), attach a toothpick to the back of the cupcake toppers.

For the mini banner:

Cut each diamond out of the sheet of paper. Fold them in half at the center. Cut a piece of string or bakers twine to size and glue the front and back triangles together around the twine to form the banner. \*\*Banner order - stripes B I G H E R O 6 stripes

For straw flags:

Cut the long rectangles out of the sheet of paper. Fold the flags over the paper straw and use hot glue to hold in place. Make sure to glue the flag to the straw as well as itself to hold it in place.




For the food label tents:

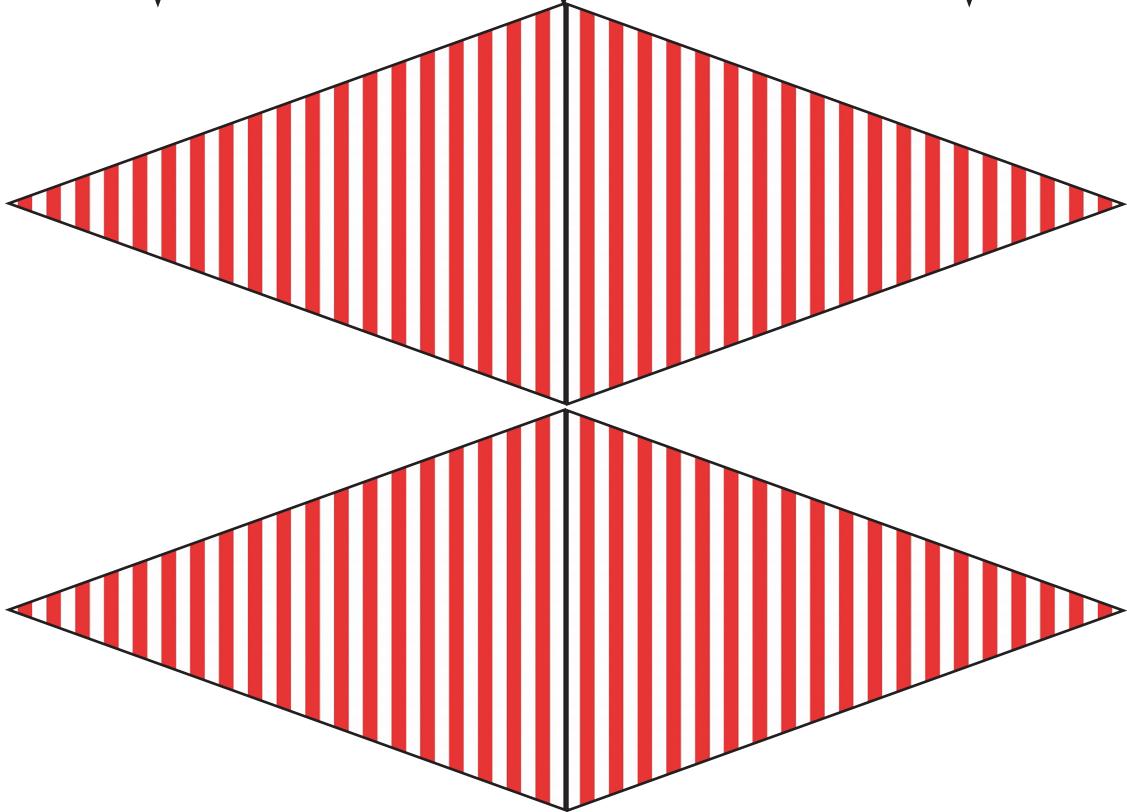
Cut the tents out of the sheet of paper. Write your food label in the white space and fold in half on the black line. Stand on end in front of your party food.




For the Drink Wrappers:













Cut the wrappers out of the sheet of paper. Using a double sided tape or glue, wrap the strip around the bottle/box and glue together at the tips.

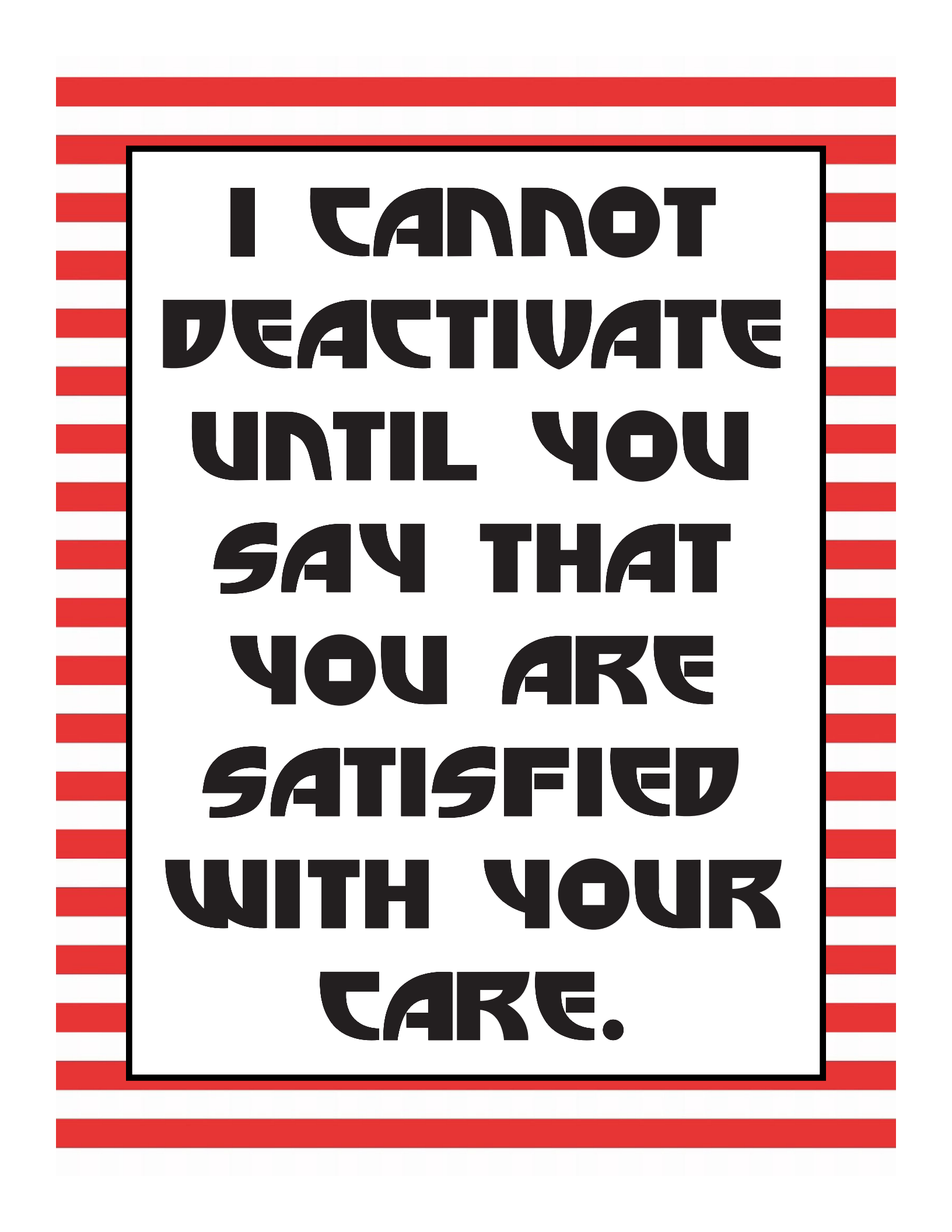
All Our Thrifty Ideas printable packs are for personal use only.











**I CANNOT  
DEACTIVATE  
UNTIL YOU  
SAY THAT  
YOU ARE  
SATISFIED  
WITH YOUR  
CARE.**

**YOU HAVE  
BEEN A  
GOOD BOY  
YOU MAY  
HAVE A  
LOLLIPOP**

